



# Exploring your garden 2:

Is your garden a good place for hedgehogs?

Wherever my nose tells me  
to go, I go!!!!

# The snuffle trail

Fact File:

Did you know that a hedgehog can smell  
as well as a dog.







Search for a place where a hedgehog could get into your garden:

- under or through a gate
- under or through a gap in the fence





How can you tell if you  
already have a visiting  
hedgehog in your garden?



You could look  
for hedgehog  
poo.....



Droppings look like a large  
black slug.







If you can't find hedgehog poo then you could try making a footprints tunnel like this. Place some ink on the floor near the food for the hedgehog to walk through and paper at either end to capture their footprints.







Is there a good place for them to stay?


Make a list of places that you think may be good for the hedgehog to stay in.





Hedgehogs need a gap  
which is approximately  
13cm x 13cm to get into  
your garden.





The first thing a hedgehog will do when it enters your garden at night is to stay hidden.

It will travel under hedges and low undergrowth looking for somewhere safe, small, dry and well hidden. A tight small space is best.

---

It will also move around the edges of your garden to stay safe and hidden.








Take a look in your garden.  
Are there hedges, plants  
and bushes that grow close  
to the ground?








Can you find a pile  
of logs or leaves  
where a hedgehog  
might hide?

---





Are there places where  
the hedgehog can find  
some creatures to eat?

They like beetles,  
worms, slugs and  
snails..







Can you find some long grass, leaves or moss in your garden that a hedgehog could use as nesting material?








During the summer  
hedgehogs use temporary  
nests that they stay in for a  
night.

They make them from long  
grass and leaves.

---





Can you find a place in your garden where a hedgehog might make a nest?

It needs to be a place that is:

- low, hidden and well covered
- warm and dry
- safe






Take photos or make a drawing of:

- where a hedgehog could get into your garden
- where a hedgehog might make a nest
- some materials in the garden for a hedgehog to make its nest with.

If you find a nest try not to disturb it while you are taking a picture or drawing it.





We would love to see your  
hedgehog friendly garden.

You can send a drawing or a  
photo or a video to:

[suffolkprickleshedgehogrescue@gmail.com](mailto:suffolkprickleshedgehogrescue@gmail.com)

Thank you for providing a safe  
home.

---

